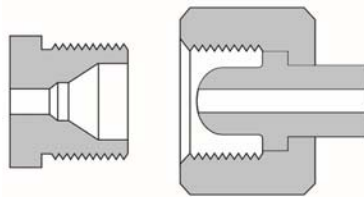


CYLINDER VALVE OUTLET
RIGHT HAND
MALE



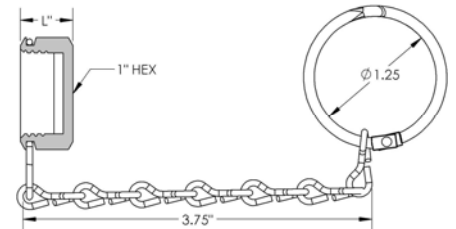
INLET CONNECTION
RIGHT HAND
FEMALE NUT & NIPPLE

CONNECTION NO. 540

All dimensions are in inches - for reference only, subject to change.

CYLINDER VALVE OUTLET CAPS

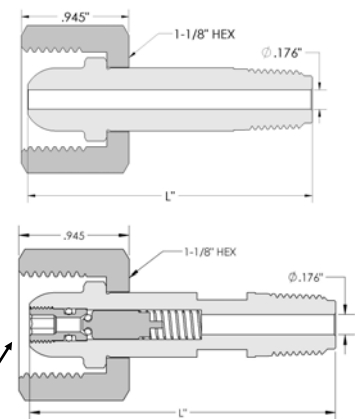
PART NUMBER	DESCRIPTION	L	DUST CAPS
CAP-540BR-P	BRASS W/ POLY DISC LESS RING & CHAIN	0.54"	
CAP-540BR-PR	BRASS W/ POLY DISC	0.54"	
CAP-540CH-P	NICKEL PLATED BRASS W/ POLY DISC LESS RING & CHAIN	0.54"	
CAP-540CH-PR	NICKEL PLATED BRASS W/ POLY DISC	0.54"	



INLETS X 1/4" MALE NATIONAL PIPE THREAD (INCLUDES NUT & NIPPLE)

PART NUMBER	DESCRIPTION	L	BRASS OR NICKEL PLATED BRASS NUT & NIPPLE
INL-540BR-4M-48	BRASS	3.00"	
INL-CV540BR-4M	BRASS W/ CHECK VALVE	3.00"	
INL-540CH-4M-48	NICKEL PLATED BRASS	3.00"	
INL-540CH-4M-48R	NICKEL PLATED BRASS W/ FILTER	3.00"	
INL-CV540CH-4M	NICKEL PLATED BRASS W/ CHECK VALVE	3.00"	
PART NUMBER	DESCRIPTION	L	STAINLESS STEEL 303 NUT, 316L NIPPLE
INL-540SS-4M-36	STAINLESS STEEL	2.25"	
INL-540SS-4M-48	STAINLESS STEEL	3.00"	
INL-540SS-4M-70R	STAINLESS STEEL W FILTER	4.375"	
INL-CV540SS-4M	STAINLESS STEEL W/ CHECK VALVE	2.625"	

OPTIONAL INTEGRAL
CHECK VALVE

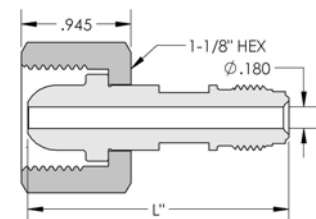


INLETS X 1/4 MALE FACE SEAL (INCLUDES 303 SS NUT & 316L SS NIPPLE)

PART NUMBER	DESCRIPTION	L
INL-540SS-4MFS-36	STAINLESS STEEL 12 Ra	2.25"
INL-540SS-4MFS-P	STAINLESS STEEL 9 Ra EP	2.25"

Available with Check Valve upon request

EP = Electropolished ID

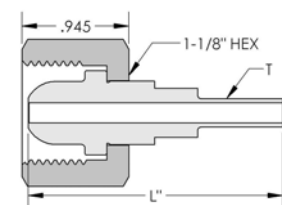


INLETS X ORBITAL TUBE WELD STUB (INCLUDES SILVER PLATED 303 SS NUT & 316L SS NIPPLE)

PART NUMBER	DESCRIPTION	L	T
INL-540SS-4TS-36F	STAINLESS STEEL 12 Ra*	2.25"	1/4"OD X .035" WALL
INL-540SS-4TS-P	STAINLESS STEEL 9 Ra EP*	2.25"	1/4"OD X .035" WALL
INL-CV540SS-4TS	STAINLESS STEEL W/ CHECK VALVE	2.21"	1/4"OD X .035" WALL
INL-540SS-6TS	STAINLESS STEEL 12 Ra	2.25"	3/8"OD X .035" WALL
INL-540SS-6TS-P	STAINLESS STEEL 9 Ra EP	2.25"	3/8"OD X .035" WALL
INL-540SS-8TS-36F	STAINLESS STEEL 12 Ra	2.25"	1/2"OD X .049" WALL
INL-540SS-8TS-P	STAINLESS STEEL 9 Ra EP	2.25"	1/2"OD X .049" WALL

*PTH-7 Pigtail Handle available

EP = Electropolished ID



GasFlo Products Inc. CGA Compressed Gas Service Cylinder Connections are Manufactured to CGA V-1 Standards

Additional materials and configurations available on request. Minimum order quantities may be required.



MADE IN USA
CGA540-2022

19 Industrial Road, Fairfield, NJ 07004 Phone: 973-276-9011 Fax: 973-276-9014 www.gasflo.com

Member Compressed Gas Association

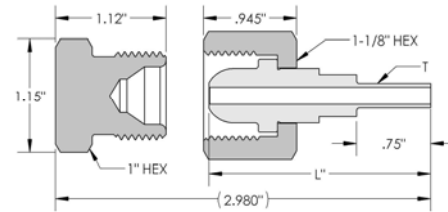
COMPLETE PIGTAIL CONNECTION X ORBITAL TUBE WELD STUB (INCLUDES 303 SS NUT, 316L SS NIPPLE, & 303 SS BLANK PLUG)

PART NUMBER	DESCRIPTION	L	T
PT-540SS-4TS-P	STAINLESS STEEL 9 Ra EP*	2.25"	1/4" OD x .035" WALL
PT-540SS-6TS-P	STAINLESS STEEL 9 Ra EP	2.25"	3/8" OD x .035" WALL
PT-540SS-8TS-P	STAINLESS STEEL 9 Ra EP	2.25"	1/2" OD x .049" WALL

Blank plug available with ring & chain on request

*PTH-7 Pigtail Handle available

EP = Electropolished ID

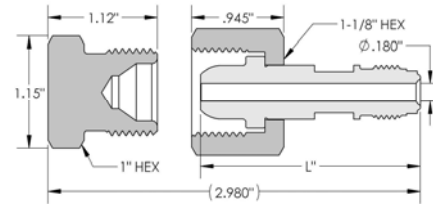


COMPLETE PIGTAIL CONNECTION X 1/4 MALE FACE SEAL (INCLUDES 303 SS NUT, 316L NIPPLE, & 303 SS BLANK PLUG)

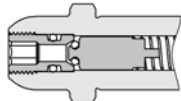
PART NUMBER	DESCRIPTION	L
PT-540SS-4MFS-P	STAINLESS STEEL 9 Ra EP	2.25"

Blank plug available with ring & chain on request

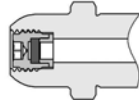
EP = Electropolished ID



INLET OPTIONS & ACCESSORIES

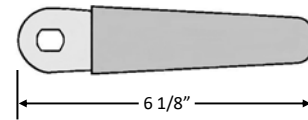


CV
W/ INTEGRAL CHECK VALVE

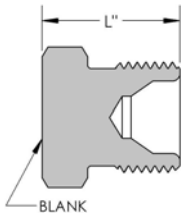


FR
W/ FLOW RESTRICTOR ORIFICE

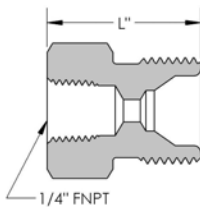
PTH-7
PIGTAIL HANDLE SIZE
7 FOR USE ON 1/4"
TUBE STUB INLETS
ONLY



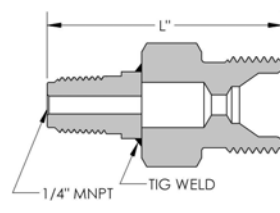
VALVE OUTLET ADAPTORS



BLANK

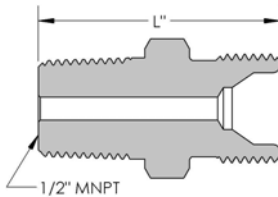


1/4" FNPT

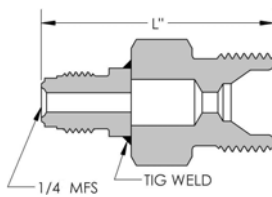


1/4" MNPT

TIG WELD



1/2" MNPT



1/4" MFS

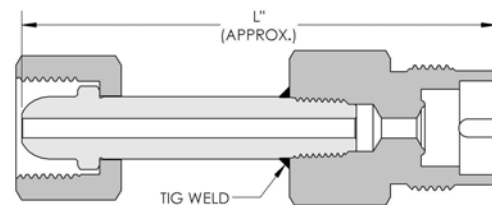
TIG WELD

PART NUMBER	DESCRIPTION	L
AD-540MBR-4FNPT	BRASS 1/4" FNPT	1.31"
AD-540MBR-4MNPT	BRASS 1/4" MNPT	1.80"
AD-540MBR-8MNPT	BRASS 1/2" MNPT	2.00"
AD-540MSS-BL	303 SS BLANK CAP	1.12"
AD-540MSS-4FNPT	316L SS 1/4" FNPT	1.31"
AD-540MSS-4MNPT	316L SS 1/4" MNPT	2.19"
AD-540MSS-8MNPT	316L SS 1/2" MNPT	2.00"
AD-540MSS-4MFS	316L SS 1/4 MALE FACE SEAL	2.14"

Blank cap available with ring & chain on request

3 PIECE ADAPTORS (INCLUDES 303 SS NUT, 316L SS NIPPLE & SS OUTLET ADAPTOR)

PART NUMBER	DESCRIPTION	L
AD-540F714M-SS	STAINLESS STEEL CGA 540 FEMALE X CGA 714 MALE	4.50"
AD-540FBS3F-SS	STAINLESS STEEL CGA 540 FEMALE X BS 3 FEMALE	4.40"
AD-540FD9M-SS	STAINLESS STEEL CGA 540 FEMALE X DIN 9 MALE	3.77"
AD-540FAFNORFF-SS	STAINLESS STEEL CGA 540 FEMALE X AFNOR F FEMALE	3.86"
AD-540FJ22RM-SS	STAINLESS STEEL CGA 540 FEMALE X JIS 22R MALE	3.96"



VALVE, FITTING OR OTHER COMPONENT FUNCTION, PROPER
INSTALLATION, MATERIALS COMPATIBILITY, ADEQUATE RATINGS,
OPERATION AND MAINTENANCE ARE THE RESPONSIBILITY OF THE SYSTEM
DESIGNER AND USER.



PRODUCT FAILURE, IMPROPER SELECTION OR IMPROPER USE OF THE
PRODUCTS AND/OR SYSTEMS DESCRIBED HEREIN OR RELATED ITEMS CAN
CAUSE DEATH, PERSONAL INJURY AND PROPERTY DAMAGE.