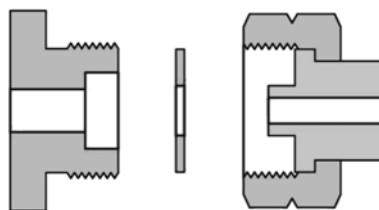


CYLINDER VALVE OUTLET
LEFT HAND
MALE



CONNECTION NO. 670

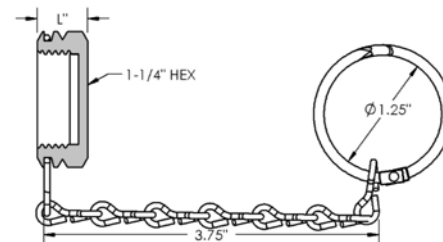
INLET CONNECTION
LEFT HAND
FEMALE NUT, NIPPLE & GASKET

All dimensions are in inches - for reference only, subject to change.

CYLINDER VALVE OUTLET CAPS

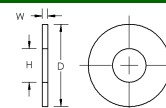
PART NUMBER	DESCRIPTION	L
CAP-67BR-P	BRASS W/ POLY DISC LESS RING & CHAIN	0.54"
CAP-67BR-PR	BRASS W/ POLY DISC	0.54"
CAP-67BR-TCR	BRASS W/ TEFLON CALCIUM FILLED DISC	0.54"
CAP-67CH-PR	NICKEL PLATED BRASS W/ POLY DISC	0.54"
CAP-67SS-PR	303 STAINLESS STEEL W/ POLY DISC	0.54"
CAP-67SS-TCR	303 STAINLESS STEEL W/ TEFLON CALCIUM FILLED DISC	0.54"

DUST CAPS



GASKETS

PART NUMBER	DESCRIPTION	D	H	W
GSK-60-T	VIRGIN PTFE	.937	.375	.062
GSK-60-K	VIRGIN PCTFE	.937	.375	.062



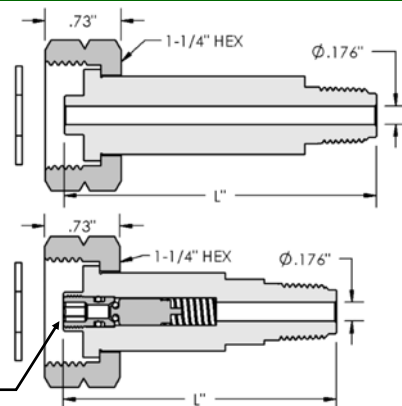
INLETS X 1/4" MALE NATIONAL PIPE THREAD (INCLUDES NUT, NIPPLE & PTFE GASKET)

PART NUMBER	DESCRIPTION	L
INL-670SS-4M-30	STAINLESS STEEL	1.875"
INL-670SS-4M-42	STAINLESS STEEL	2.625"
INL-670SS-4M-56	STAINLESS STEEL	3.50"
INL-670SS-4M-70	STAINLESS STEEL	4.375"
INL-CV670SS-4M	STAINLESS STEEL W/ CHECK VALVE	2.625"
INL-670MO-4M-30F	MONEL	1.875"
INL-670MO-4M-56	MONEL	3.50"

**STAINLESS STEEL
303 NUT, 316L NIPPLE &
GASKET**

**MONEL NUT, NIPPLE &
GASKET**

OPTIONAL INTEGRAL
CHECK VALVE

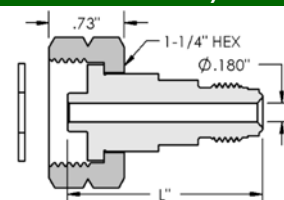


INLETS X 1/4 MALE FACE SEAL (INCLUDES 303 SS NUT, 316L SS NIPPLE & PCTFE GASKET)

PART NUMBER	DESCRIPTION	L
INL-670SS-4MFS-30	STAINLESS STEEL 12 Ra	1.875"
INL-670SS-4MFS-P	STAINLESS STEEL 9 Ra EP	1.875"

Available with Check Valve upon request

EP = Electropolished ID

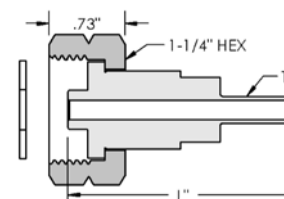


INLETS X ORBITAL TUBE WELD STUB (INCLUDES SILVER PLATED 303 SS NUT, 316L SS NIPPLE & PCTFE GASKET)

PART NUMBER	DESCRIPTION	L	T
INL-670SS-4TS-35F	STAINLESS STEEL 12 Ra*	2.1875"	1/4"OD X .035" WALL
INL-670SS-4TS-P	STAINLESS STEEL 9 Ra EP*	2.1875"	1/4"OD X .035" WALL
INL-CV670SS-4TS	STAINLESS STEEL W/ CHECK VALVE	2.21"	1/4"OD X .035" WALL
INL-670SS-6TS	STAINLESS STEEL 12 Ra	1.875"	3/8"OD X .035" WALL
INL-670SS-6TS-P	STAINLESS STEEL 9 Ra EP	1.875"	3/8"OD X .035" WALL
INL-670SS-8TS-30F	STAINLESS STEEL 12 Ra	1.875"	1/2"OD X .049" WALL
INL-670SS-8TS-P	STAINLESS STEEL 9 Ra EP	1.875"	1/2"OD X .049" WALL

*PTH-10 Pigtail Handle available

EP = Electropolished ID



GasFlo Products Inc. CGA Compressed Gas Service Cylinder Connections are Manufactured to CGA V-1 Standards

Additional materials and configurations available on request. Minimum order quantities may be required.

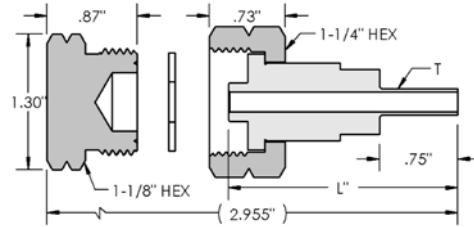
COMPLETE PIGTAIL CONNECTION X ORBITAL TUBE WELD STUB (INCLUDES 303 SS NUT, 316L SS NIPPLE, 303 SS BLANK PLUG & PCTFE GASKET)

PART NUMBER	DESCRIPTION	L	T
PT-670SS-4TS-P	STAINLESS STEEL 9 Ra EP*	2.1875"	1/4" OD x .035" WALL
PT-670SS-6TS-P	STAINLESS STEEL 9 Ra EP	1.875"	3/8" OD x .035" WALL
PT-670SS-8TS-P	STAINLESS STEEL 9 Ra EP	1.875"	1/2" OD x .049" WALL

Blank plug available with ring & chain on request

*PTH-10 Pigtail Handle available

EP = Electropolished ID

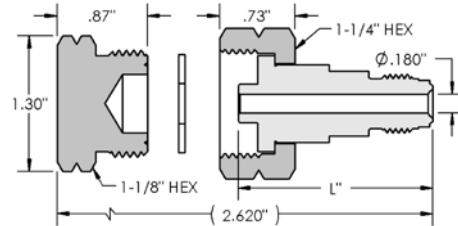


COMPLETE PIGTAIL CONNECTION X 1/4 MALE FACE SEAL (INCLUDES 303 SS NUT, 316L NIPPLE, 303 SS BLANK PLUG & PCTFE GASKET)

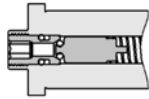
PART NUMBER	DESCRIPTION	L
PT-670SS-4MFS-P	STAINLESS STEEL 9 Ra EP	1.875"

Blank plug available with ring & chain on request

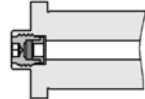
EP = Electropolished ID



INLET OPTIONS & ACCESSORIES

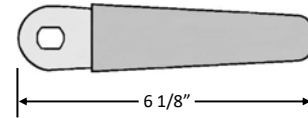


CV
W/ INTEGRAL CHECK VALVE

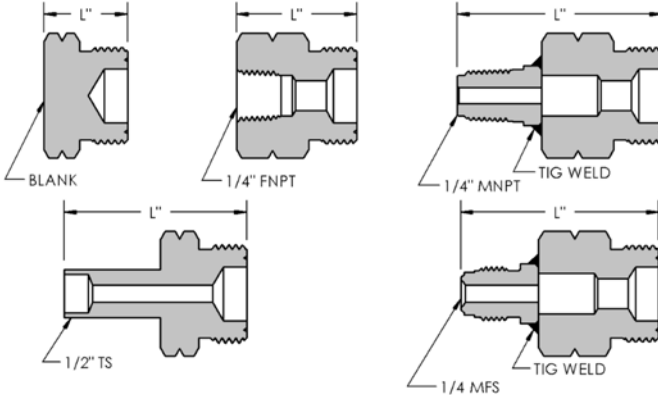


FR
W/ FLOW RESTRICTOR ORIFICE

PTH-10
PIGTAIL HANDLE SIZE
10 FOR USE ON 1/4"
TUBE STUB INLETS
ONLY



VALVE OUTLET ADAPTORS

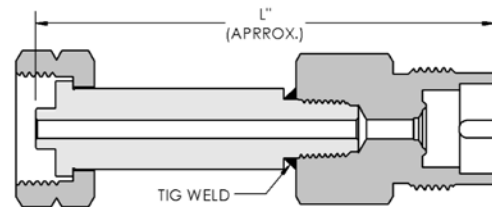


PART NUMBER	DESCRIPTION	L
AD-670MSS-BL	303 SS BLANK CAP	0.87"
AD-670MSS-4FNPT	316L SS 1/4" FNPT	1.25"
AD-670MSS-4MNPT	316L SS 1/4" MNPT	2.13"
AD-670MSS-8TS	316L SS 1/2" TUBE STUB	1.90"
AD-670MSS-4MFS	316L SS 1/4 MALE FACE SEAL	2.04"

Blank cap available with ring & chain on request

3 PIECE ADAPTORS (INCLUDES 303 SS NUT, 316L SS NIPPLE & SS OUTLET ADAPTOR)

PART NUMBER	DESCRIPTION	L
AD-670F638M-SS	STAINLESS STEEL CGA 670 FEMALE X CGA 638 MALE	5.00"
AD-670F660M-SS	STAINLESS STEEL CGA 670 FEMALE X CGA 660 MALE	4.40"
AD-670F330M-SS	STAINLESS STEEL CGA 670 FEMALE X CGA 330 MALE	4.46"
AD-670FBS6M-SS	STAINLESS STEEL CGA 670 FEMALE X BS 6 MALE	4.49"
AD-670FD8M-SS	STAINLESS STEEL CGA 670 FEMALE X DIN 8 MALE	4.27"
AD-670FJ26RM-SS	STAINLESS STEEL CGA 670 FEMALE X JIS 26R MALE	4.13"



VALVE, FITTING OR OTHER COMPONENT FUNCTION, PROPER
INSTALLATION, MATERIALS COMPATIBILITY, ADEQUATE RATINGS,
OPERATION AND MAINTENANCE ARE THE RESPONSIBILITY OF THE SYSTEM
DESIGNER AND USER.



PRODUCT FAILURE, IMPROPER SELECTION OR IMPROPER USE OF THE
PRODUCTS AND/OR SYSTEMS DESCRIBED HEREIN OR RELATED ITEMS CAN
CAUSE DEATH, PERSONAL INJURY AND PROPERTY DAMAGE.